

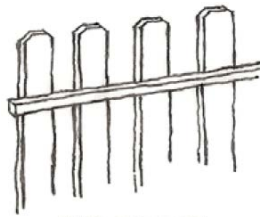
Fence Information

A permit is required for all new & replacement fences. Fences shall be installed on the property where the permit is applied. The permit holder must know the location of the property lines. Corner lots have 2 front yards and additional criteria. Fence gates shall not swing over a public sidewalk. Fences adjacent to the City sidewalk must have a 1' setback.

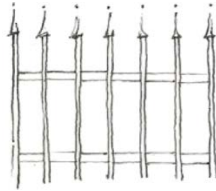
Residential Fence Height Maximums

	Open	Solid	Restrictions
Front Yard	4 ft.	3 ft.	Clear vision area on corner lots; Special approval required if in Historic District
Side Yard in front of principal structure	4 ft.	3 ft.	Clear vision area on corner lots; Special approval required if in Historic District
Side and Rear Yard on a Side Street (Corner Lots)	6 ft.	6 ft.	To half of the required side yard requirement, but not less than 5 ft. from the property line.
Rear Yard	6 ft.	6 ft.	Special approval required if in Historic District
Side Yard behind principal structure	6 ft.	6 ft.	Special approval required if in Historic District

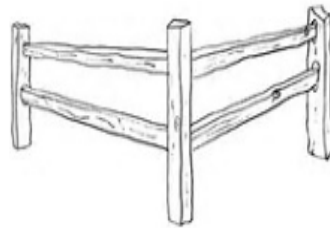
Open Fence: A fence that is more than 50% open when viewed from an angle perpendicular to the fence.



DOG EARED




IRON



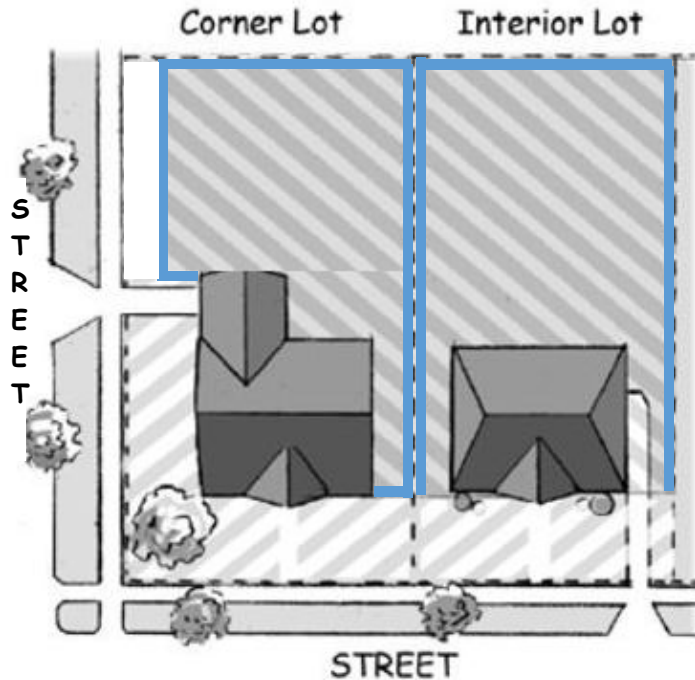
SPLIT RAIL





Solid Fence: A freestanding and rigid fence made of wood, concrete, PVC, or other similar fence materials providing 50% or less visual and reasonable sound blocking properties.



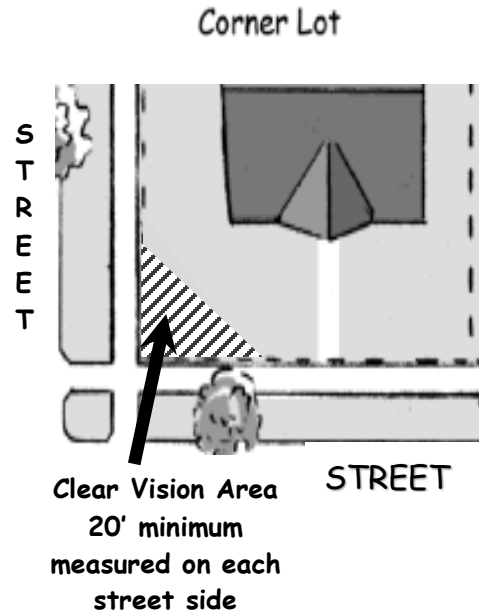
Prohibited Fences: Slats in chain link fence, barbed, razor, concertina, electrified or similar wire, fabric, tarp, materials not traditionally used for fencing or screening.


Residential Fence Height



-  Open Fence - 4' max. // Solid Fence - 3' max.
-  Half of required side yard, but not less than 5 ft. =
Open Fence - 4' max. // Solid Fence - 3' max.
-  Fence - 6' max.
-  6' fence permitted

Clear Vision Fence Height



-  3 ft. Max. Height

Please provide a drawing of your lot, or use one of the diagrams above, and indicate where you would like to install a fence, and the total fence height.

Further review is required for the following conditions:

- The property is located in the historic district.
- The property owner requests something different than the diagrams above.
- The property is unique, does not resemble the diagrams above, or is a flag lot.
- There is no house or building on the property.
- The property contains a floodway or drainage easement.
- Fences around pool enclosures require a building permit.
- On a corner lot, all fencing within 20 feet of the corner is limited to 36" tall.

Things to consider:

- Fence gates shall not swing over a public sidewalk.
- Fences adjacent to the City sidewalk shall be set back 1 foot from the sidewalk.
- Fences shall be installed on the property where the permit is applied.
- The permit holder must know the location of the property lines. If there is a property line dispute, the permit holder is required to obtain a property line survey, and move the fence if it is improperly installed.